

NM76-00

DEPARTMENT OF NAVY TRAINING MANUAL



ANNIVERSARY EDITION
NAVY MANUAL



© 1964, 2003 Hasbro. All Rights Reserved.


® denotes Reg. U.S. Pat. & TM Office.


PRINTED IN CHINA

GI JOE
ACTION SAILOR®

AMERICA'S MOVABLE FIGHTING MAN®

MADE OF DURABLE PLASTIC,
THE G.I. JOE® FIGURE HAS
BEEN SPECIALLY DESIGNED
SO THAT HE CAN ASSUME
POSITIONS THAT A REAL
LIFE SAILOR CAN.





**YOU CAN MOVE YOUR
G.I. JOE® FIGURE INTO
POSITIONS THAT A REAL
LIFE SAILOR CAN
ASSUME.**



AVAILABLE TO YOU IS A COMPLETE COLLECTION OF AUTHENTIC NAVAL EQUIPMENT MADE TO SCALE EXCLUSIVELY FOR YOUR G.I. JOE® FIGURE. THIS EQUIPMENT IS USED BY G.I. JOE® IN FOUR EXCITING AREAS OF SERVICE - SEA RESCUE, FROGMAN, ATTACK AND SHORE PATROL.



SEA RESCUE

LIFE RAFT
ANCHOR
OAR
FLARE GUN
FIRST AID KIT
KNIFE
SCABBARD
DRESS JUMPER
DRESS PANTS
SEA BAG
NECKERCHIEF
.45 PISTOL
HOLSTER
HELMET
LIFE PRESERVER
BLINKER LIGHT
BINOCULARS
SIGNAL FLAGS
BOOTS
DOG TAGS
DUNGAREES
WORK SHIRT
SAILOR HAT
INSIGNIA



ATTACK

**LIFE PRESERVER
BLINKER LIGHT
BINOCULARS
SIGNAL FLAGS
WORK SHIRT
DUNGAREES
HELMET
DRESS JUMPER
DRESS PANTS
NECKERCHIEF
.45 PISTOL
HOLSTER
SEA BAG
KNIFE & SCABBARD
LIFE RAFT
ANCHOR
OAR
FLARE GUN
FIRST AID KIT
BOOTS
DOG TAGS
SAILOR HAT
INSIGNIA**



FROGMAN

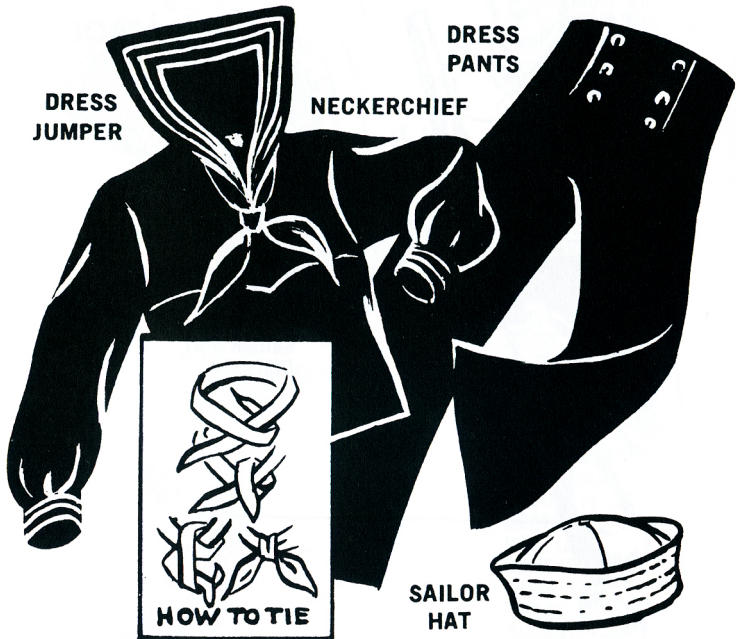
**SCUBA SUIT TOP
SCUBA SUIT BOTTOM
SCUBA HEAD PIECE
FACE MASK
SWIM FINS
SCUBA TANKS
KNIFE
SCABBARD
DEPTH GAUGE
DYNAMITE
LIFE RAFT
ANCHOR
OAR
FLARE GUN
FIRST AID KIT
DRESS JUMPER
DRESS PANTS
NECKERCHIEF
SEA BAG
LIFE PRESERVER
BLINKER LIGHT
BINOCULARS
SIGNAL FLAGS
BOOTS
DOG TAGS
DUNGAREES
WORK SHIRT
SAILOR HAT
INSIGNIA**



SHORE PATROL

**DRESS JUMPER
DRESS PANTS
SEA BAG
POLICE CLUB
ARM BAND
NECKERCHIEF
WHITE PISTOL BELT
.45 PISTOL
HOLSTER
WHITE HELMET
BOOTS
DOG TAGS
SAILOR HAT
INSIGNIA**

JUMPER - PLACE G.I. JOE® FIGURES ARMS STRAIT UP OVER HIS HEAD. SLIDE JUMPER DOWN ARMS AND OVER HEAD.



**DRESS
JUMPER**

NECKERCHIEF

**DRESS
PANTS**



**SAILOR
HAT**



CHAMBRAY WORK SHIRT

**G. I. JOE®
DOG TAGS**

**BELL
BOTTOMED
DUNGAREES**

AUTHENTIC EQUIPMENT AVAILABLE FOR G.I. JOE®, ACTION SAILOR® FIGURE.

**MILITARY
POLICE
CLUB**

**POLICE
HELMET**

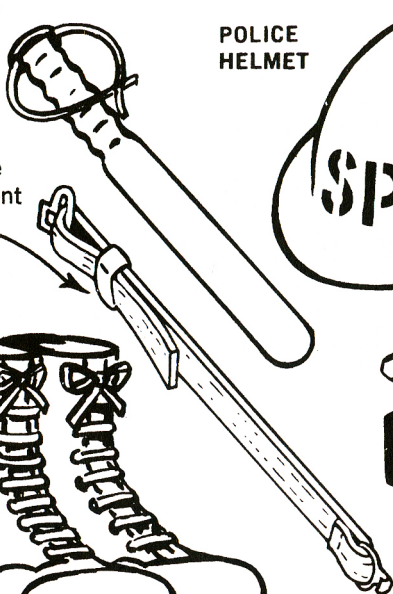
Rubber slide
for adjustment
of belt

BOOTS



ARM BAND

**WHITE
PISTOL BELT**



HOLSTER



CAL. .45 PISTOL

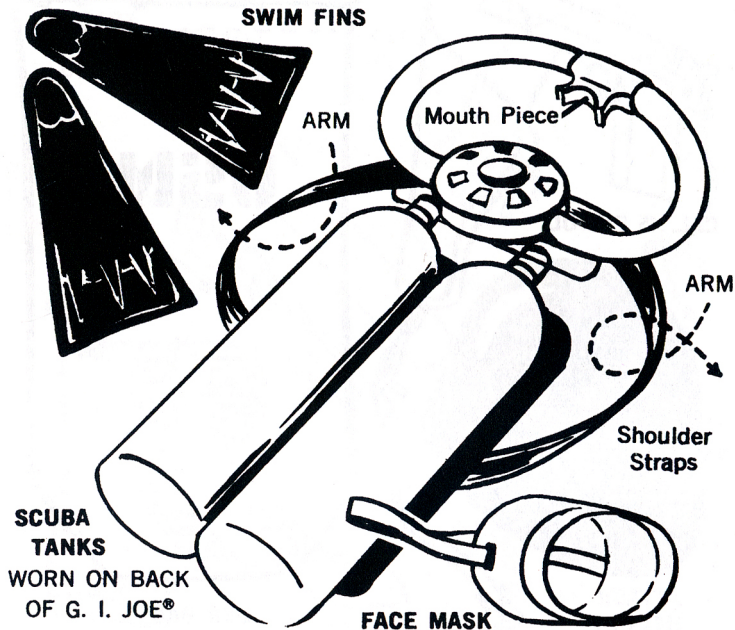


**ATTACK
HELMET**



SEA BAG

AUTHENTIC EQUIPMENT AVAILABLE FOR G.I. JOE®, ACTION SAILOR® FIGURE.



**SCUBA SUIT
BOTTOM**



**SCUBA
SUIT
TOP**

**HEAD
PIECE**

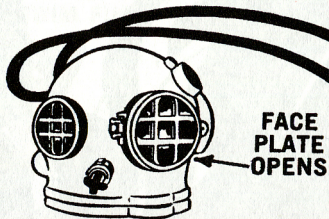
After each use in salt water, rinse G.I. JOE® figure thoroughly in fresh water; also, his scuba suit and dry thoroughly inside and out.

For easier fitting, powder inside of scuba suit.

Put on pants first. (Point feet downward.) Roll up sleeves of scuba top, pull arms back and insert them both into sleeves. Work sleeve over thumb and up wrist of one hand and then the other. Put arms in normal position and adjust scuba top. Zip up, roll down sleeves, pull head piece over head and slide feet into swim fins.

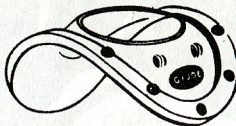
AUTHENTIC EQUIPMENT AVAILABLE FOR G.I. JOE®, ACTION SAILOR® FIGURE.

DIVING HELMET

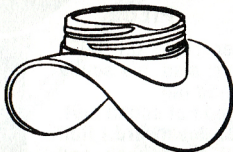


HOSE

OUTSIDE PLATE



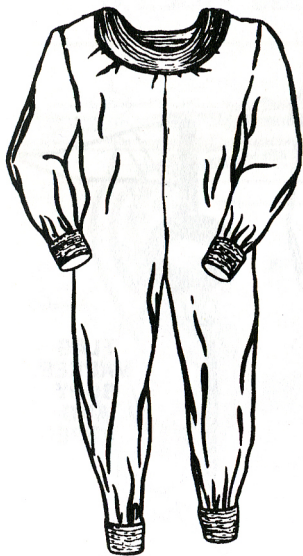
INSIDE PLATE



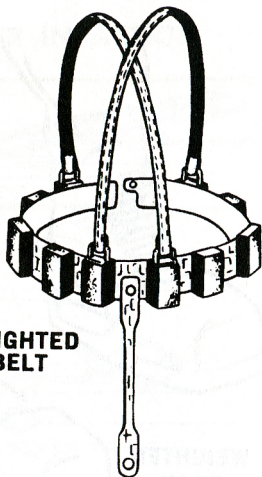
HAVE FUN WITH G.I. JOE®
IN THE WATER

OXYGEN PUMP

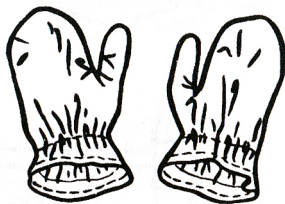




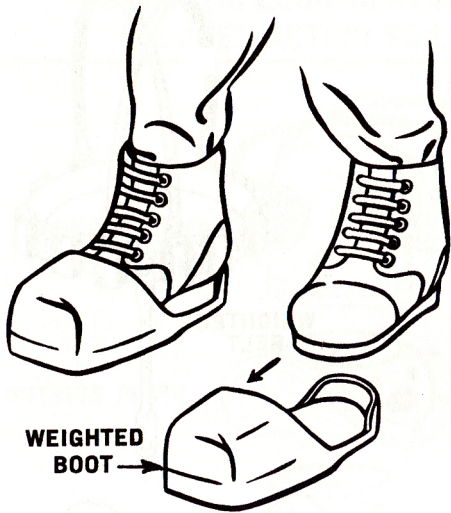
**DEEP SEA
DIVING
SUIT**




**WEIGHTED
BELT**




DIVING GLOVES



**WEIGHTED
BOOT**

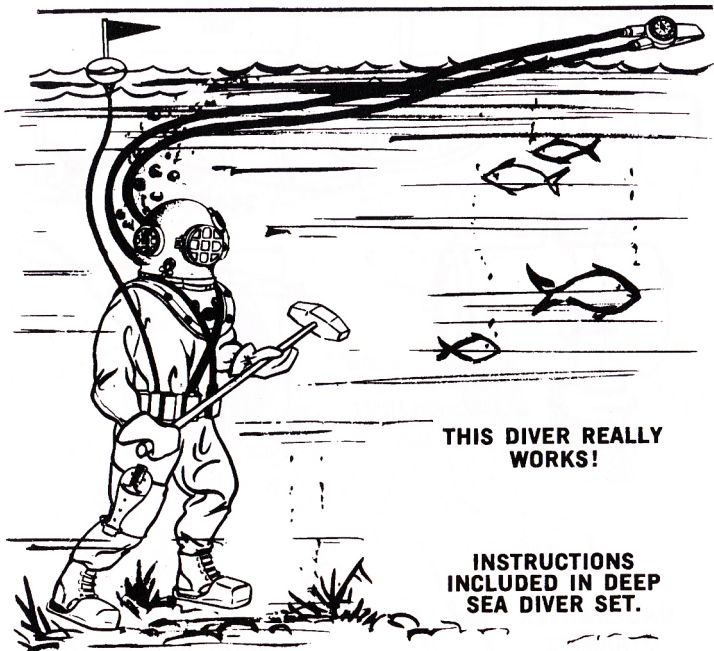


**FLAG
MARKER
BUOY
AND
ROPE**



SLEDGE HAMMER


G. I. JOE® DEEP SEA DIVER IN ACTION



**THIS DIVER REALLY
WORKS!**

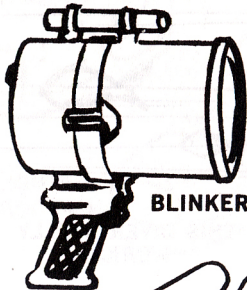
**INSTRUCTIONS
INCLUDED IN DEEP
SEA DIVER SET.**

**AUTHENTIC EQUIPMENT AVAILABLE FOR
G.I. JOE® , ACTION SAILOR® FIGURE.**

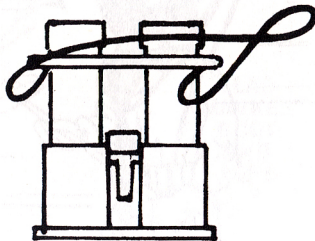


KNIFE

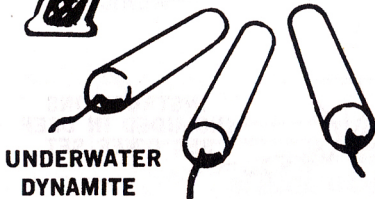
SCABBARD



BLINKER LIGHT



BINOCULARS




**UNDERWATER
DYNAMITE**

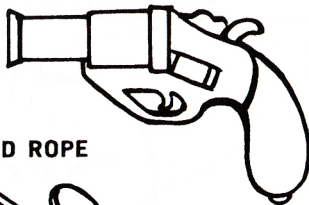


WRIST DEPTH GAUGE


FIRST AID KIT




FLARE GUN



ANCHOR AND ROPE



**SIGNAL
FLAGS**

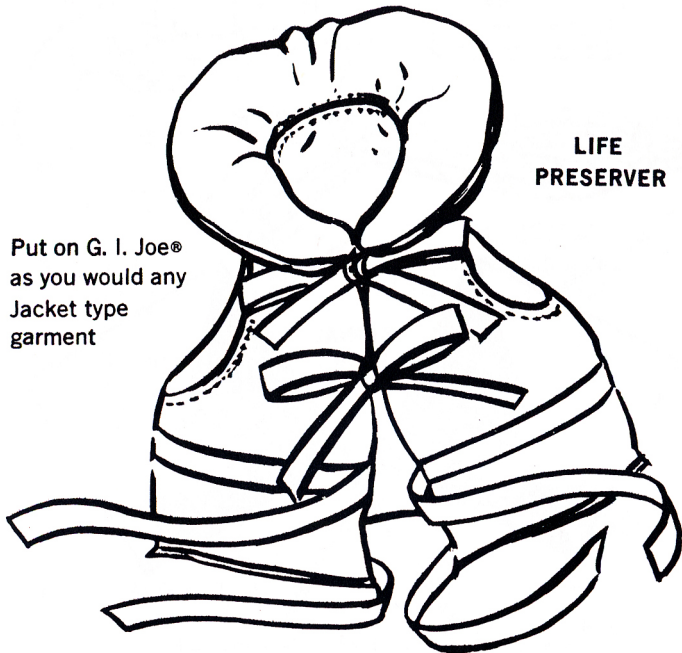


See page 26 for Semaphore Signaling Code

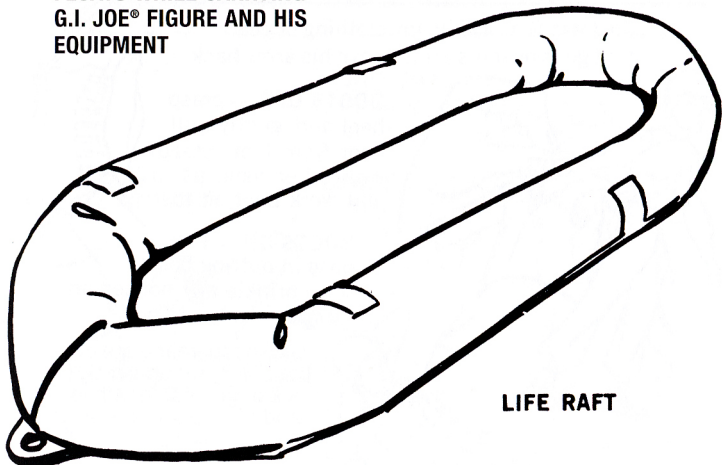
**AUTHENTIC EQUIPMENT AVAILABLE FOR
G.I. JOE®, ACTION SAILOR® FIGURE.**

**LIFE
PRESERVER**

Put on G. I. Joe®
as you would any
Jacket type
garment

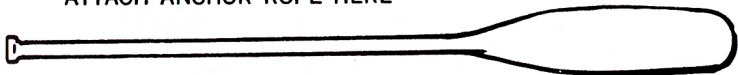


**FLOATS WHILE CARRYING
G.I. JOE® FIGURE AND HIS
EQUIPMENT**



LIFE RAFT

ATTACH ANCHOR ROPE HERE




OAR

HOW TO CHANGE YOUR G.I. JOE® FIGURES UNIFORMS.

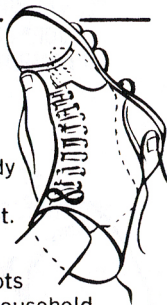
To dress G. I. JOE in any clothing or gear that goes over his arms, move his arms back.



To put on pants, slant foot slightly forward and pull pants over feet with boots off.

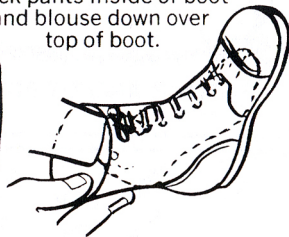


BOOTS OFF — grasp heel and gently pull boot from foot. Steady with other hand as you work boot off foot.

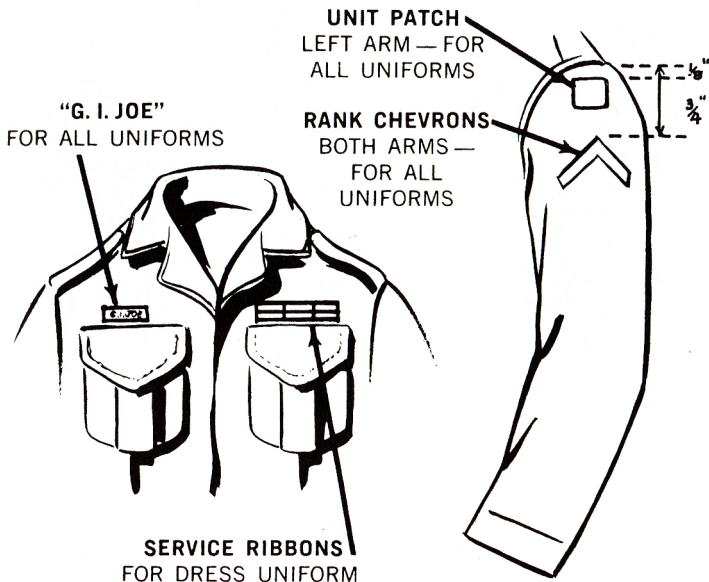


BOOTS ON — For ease in putting boots on, sprinkle any household powder inside of boot.

Grasp top, rear edge of boot and pull up gently. Tuck pants inside of boot and blouse down over top of boot.



LOCATION OF RANK AND INSIGNIA FOR G. I. JOE® , ACTION SAILOR® FIGURE.




BASIC COMBAT POSITIONS FOR G. I. JOE®

Have fun putting your G.I. JOE® figure into these and many, many other action positions.

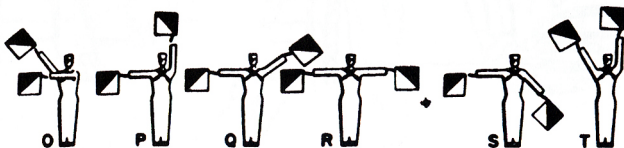
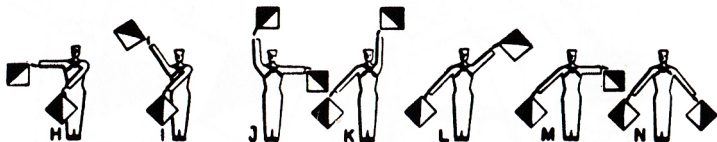
HE CAN EVEN BE PUT
IN WATER,
HE FLOATS.




AMERICA'S MOVABLE FIGHTING MAN®



THE SEMAPHORE SIGNALING CODE



**NAVAL COMBAT SCENES YOU CAN BUILD
FOR YOUR G.I. JOE®, ACTION SAILOR® FIGURE.**






***THIS IS THE OFFICIAL INSIGNIA FOR THE
GENUINE G.I. JOE® FIGURE.***

**This insignia identifies G.I. JOE® AMERICA'S MOVABLE
FIGHTING MAN® and all his equipment.**

**Use enclosed color checklist to equip G.I. JOE®, ACTION SOLDIER®,
ACTION MARINE®, ACTION PILOT® and ACTION SAILOR® figures.**

NEW! NOW AVAILABLE!
G.I. JOE® FIGURES OFFICIAL 'Jeep'®



JEEP and the Jeep grille design are registered trademarks of DaimlerChrysler Corporation.
JEEP Willys MB and its trade dress are used under the license from DaimlerChrysler.
© DaimlerChrysler Corporation 2002.

P/N 6238210001